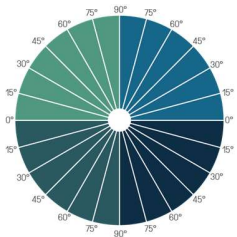


# Design your Rotor Blades

You have been given the challenge of designing and building rotor blades that will generate power from wind. However, you have been given some engineering constraints to your blade designs.


## Constraints

- 3 or 4 blade designs
- covers 60% of surface
- Bracing at 1.5" intervals
- Inspired by research
- Aerodynamic
- Easy to cut out

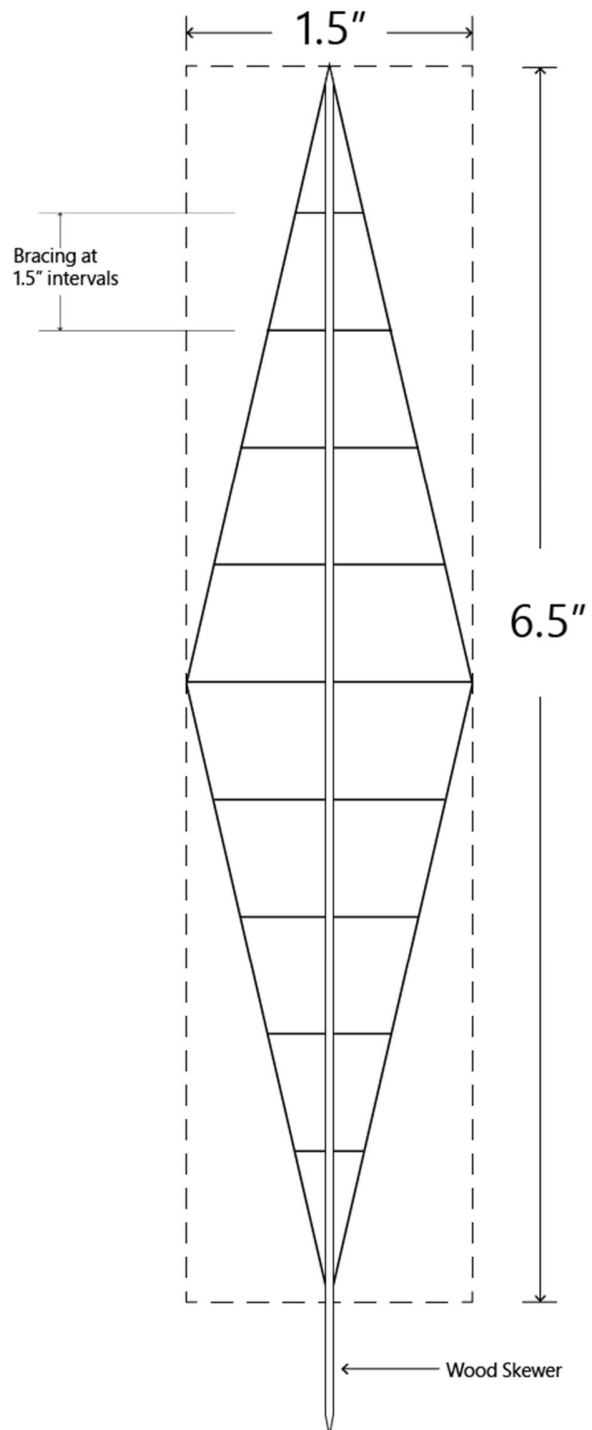


## Blade Pitch Angle

To help determine the pitch of your blades, you can cut out this circle and place the skewer through the center of it and rotate to determine pitch angle.



## Example Blade Design



# Wind Turbine Template

